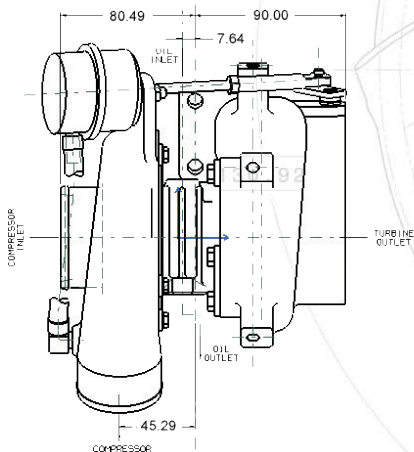



- Journal bearing, oil-cooled CHRA
- Internally wastegated turbine housing, complete with actuator
- Free float turbine housing (451503-1) option available
- Extremely efficient turbo

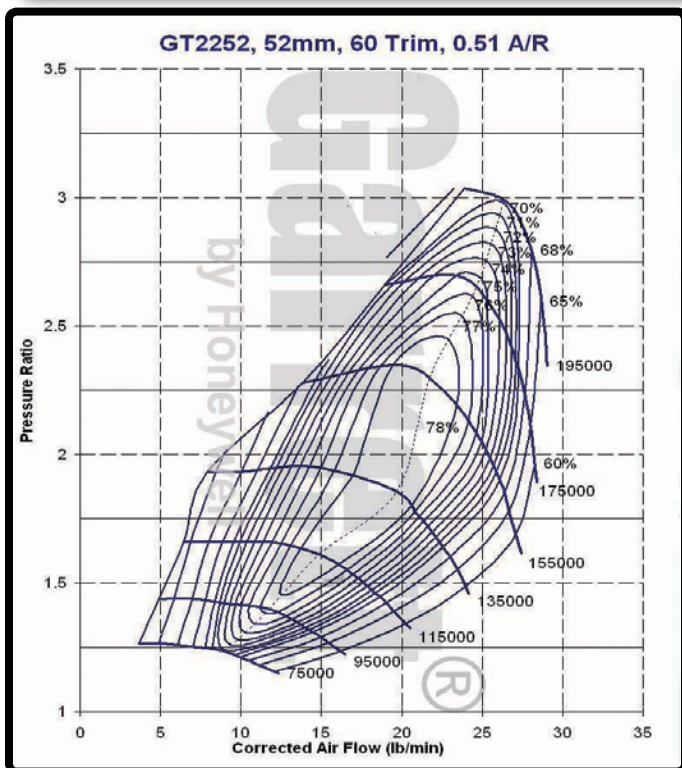


DISPLACEMENT 1.7L - 2.5L

HORSEPOWER 150 - 260

2000
1900
1800
1700
1600
1500
1400
1300
1200
1100
1000
900
800
700
600
500
400
300
200
100
0

GT2252		COMPRESSOR				TURBINE		
Turbo PN	CHRA PN	Ind Whl Dia	Exd Whl Dia	Trim	A/R	Whl Dia	Trim	A/R
452187-6	451298-6	40.2mm	52.0mm	60	0.51	50.3mm	72	0.67



TURBINE HOUSING OPTIONS

PN	A/R
451503-1	0.56

Dimension Note:
Oil Inlet: Both PN - M10x1.0 (F) or M10x1.0 (M)

