
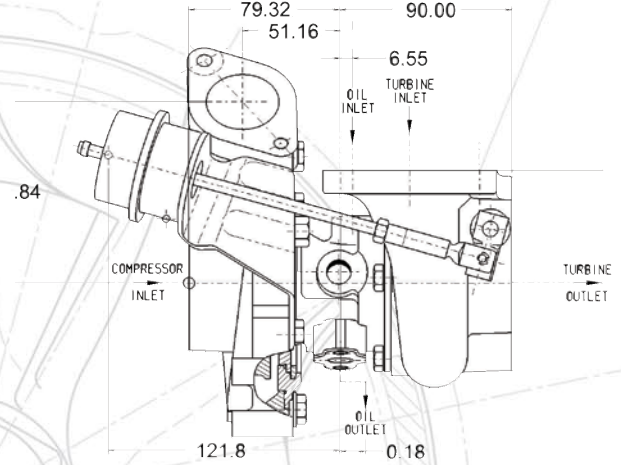


2000	DISPLACEMENT 1.8L - 3.0L
1900	
1800	
1700	
1600	
1500	
1400	
1300	
1200	
1100	
1000	
900	
800	
700	
600	
500	
400	
300	
200	
100	
0	

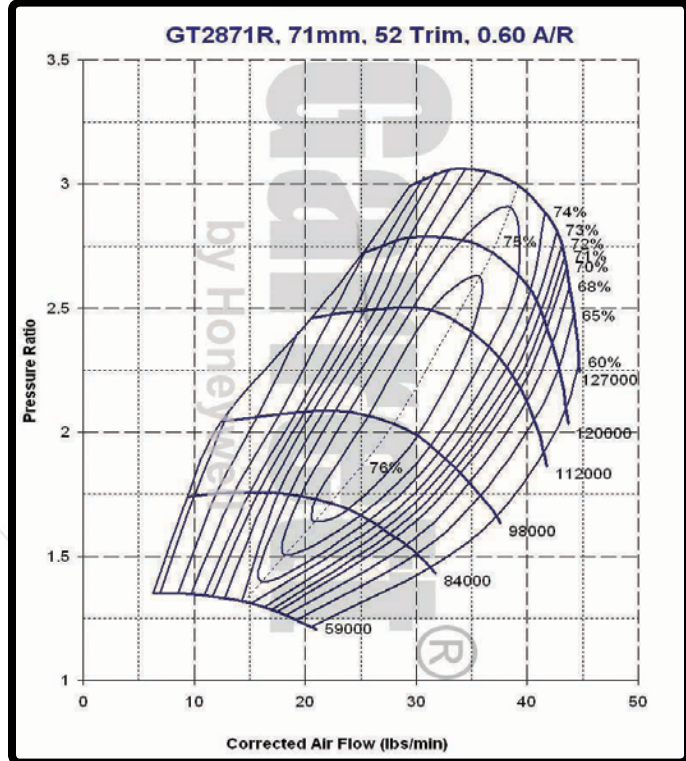
HORSEPOWER 280 - 475



- Dual ball bearing, oil & water-cooled CHRA
- Internally wastegated turbine housing, complete with actuator
- Internally wastegated turbine housing; 780371-2 includes actuator, 707160-10 does NOT include actuator
- Turbine housing cast from high-nickel "Ni-Resist" material
- Turbine wheel is cast from "Inconel" material for extreme applications



GT2871R		COMPRESSOR				TURBINE		
Turbo PN	CHRA PN	Ind Whl Dia	Exd Whl Dia	Trim	A/R	Whl Dia	Trim	A/R
780371-2	446179-67	51.2mm	71.0mm	52	0.60	53.9mm	76	0.64
707160-10	446179-67	51.2mm	71.0mm	52	0.60	53.9mm	76	0.64



TURBINE HOUSING OPTIONS	
PN	A/R
430609-230*	0.64
430609-231*	0.86

\* Note: allows turbo to be outline interchangeable with other turbos using the traditional 5-bolt turbine housing. Housing fits over turbine wheel but actuator/wastegate fitment may need to be adjusted

